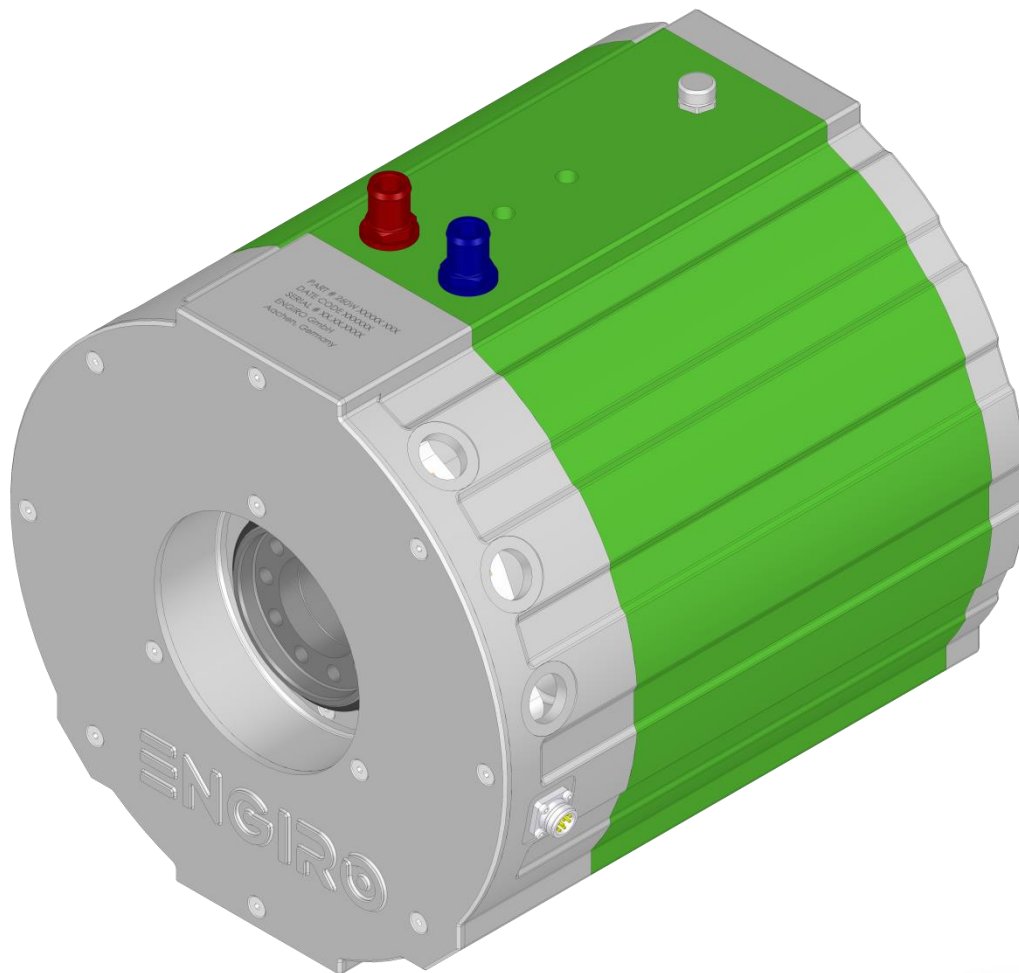


260W-08028-ABC

water-cooled motor / generator with 93 kW continuous power



KEY FEATURES

- permanent magnet synchronous machine
- water-cooled
- high peak power for motor applications
- convincing cost-benefit ratio
- recommended voltage range from 500V to 850V
- delivery with controller possible
- Double shaft end with screw flange

Section	Page
Technical Data Machine	3
Technical Drawings Machine	4
Characteristics Machine	5

Data, including specifications, contained within this document are summary in nature and subject to change at any time without notice and are intended for general information only. Call for latest revision. All brand names and product names referenced are trademarks, registered trademarks, or trade names of their respective holders.

Nominal Operation (S1, cooling as specified below)				
Torque	T_{nom}		212	Nm
Power	P_{nom}		93	kW
Speed	n_{nom}		4200	rpm
Phase rms-current	I_{nom}		141 ^{1,2)}	A
Battery voltage (DC)	U_{nom}		700	V
Electric frequency	$f_{el,nom}$		340	Hz
Power factor	$\cos(\varphi)$		0.73	
Maximal Values (S2, 10s, cooling as specified below)				
Torque	T_{max}		443	Nm
Power	P_{max}		162	kW
Phase rms-current	I_{max}		352 ²⁾	A
Battery voltage (DC)	U_{max}		850	V
Speed	n_{max}		6000	rpm
Electric frequency	$f_{el,max}$		500	Hz
Electrical Data				
Number of phases			3	
Number of pole pairs			5	
Maximal efficiency			96	%
T/I constant ($I < I_{nom}$)			1.56	Nm/A _{rms}
U/n constant (AC) at a temperature of 30°C	rms:	94.0	peak:	145.7 V/(1000rpm)
K_{ϕ} constant (AC) at a temperature of 30°C	rms:	0.180	peak:	0.278 V/(rad*s ⁻¹)
Additional Data				
Weight (w/o cables)			68	kg
Rotor moment of inertia			0.066	kg*m ²
Protection category			IP65 / IP69k	
Maximal motor temperature			140	°C
Allowed ambient temperature			-20 ... 45 ³⁾	°C
Cooling (medium, flow rate, inlet temperature, pressure)			water/glycol 50/50, 14 l/min, ≤ 45°C, ≤ 0.5 bar	
Temperature monitoring			1 x KTY84-130	
Type approval			CE, EN 60034	
Customs tariff number			8501 5381	
Connectors				
Power terminals			3 x M25 cable gland	
Signal connectors			M16, 10 Pin	
Cooling connectors			2 x 3/4" / 19 mm	

¹⁾ Nominal current strongly dependent on cooling as specified below.

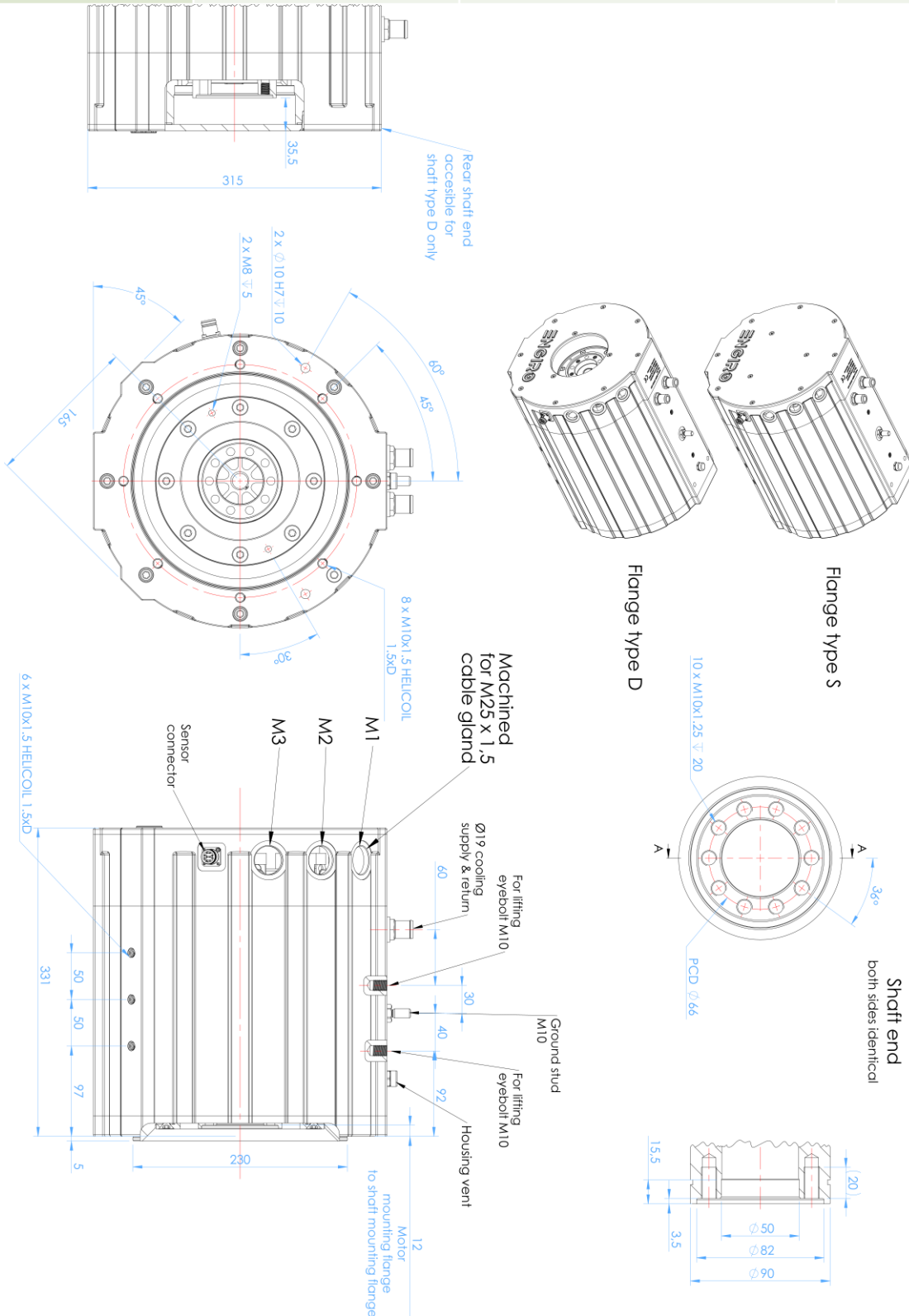
²⁾ The cables must not exceed a temperature of 140 °C at any time. Temperature and service life depend on the installation condition.

³⁾ other range on request

Data, including specifications, contained within this document are summary in nature and subject to change at any time without notice and are intended for general information only. Call for latest revision. All brand names and product names referenced are trademarks, registered trademarks, or trade names of their respective holders.

Available Type Variants

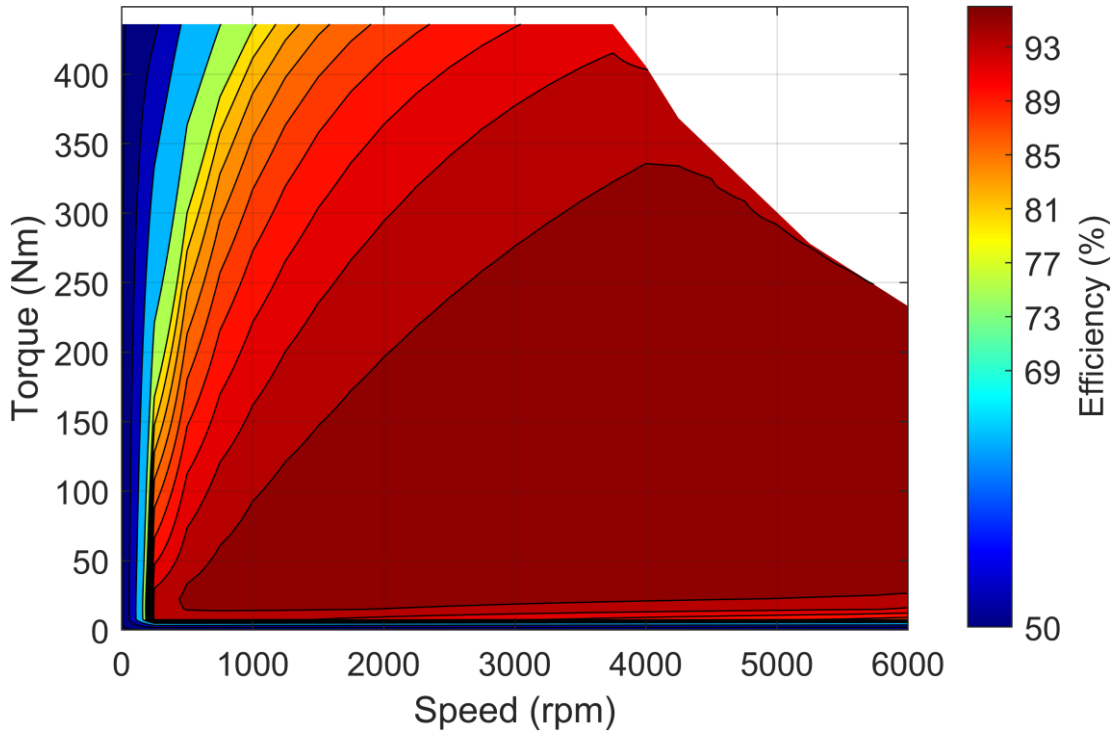
type number	A: flange	B: shaft	C: position sensor
260W-08028-	S: standard	F: hollow shaft with two screw flanges	R: resolver
	D: double		N: none



Data, including specifications, contained within this document are summary in nature and subject to change at any time without notice and are intended for general information only. Call for latest revision. All brand names and product names referenced are trademarks, registered trademarks, or trade names of their respective holders.

Simulated Efficiency of Motor Application

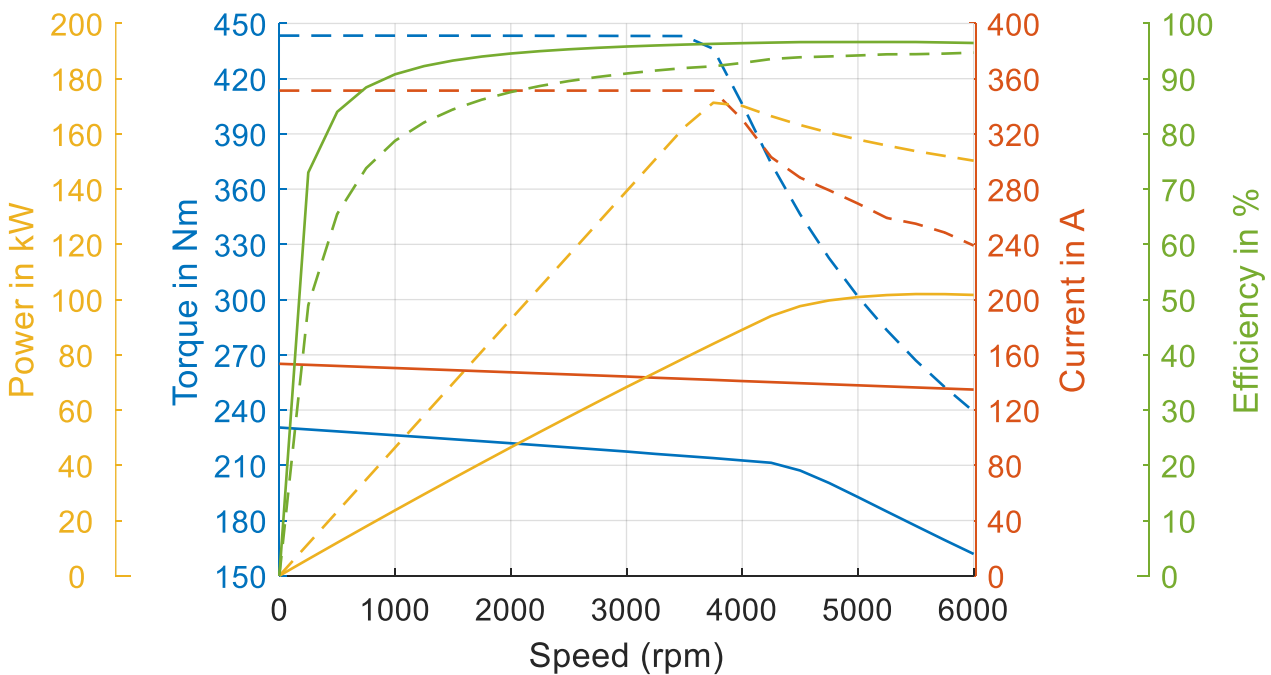
(electric machine only; $U_{nom} = 700\text{ V}$; machine at 140 °C ;))



Simulated Characteristic Motor Parameters

$U_{nom} = 700\text{ V}$

solid lines: continuous; dashed lines: maximum;



Data, including specifications, contained within this document are summary in nature and subject to change at any time without notice and are intended for general information only. Call for latest revision. All brand names and product names referenced are trademarks, registered trademarks, or trade names of their respective holders.